

Corporate Development

TSX-V:BMR | OTCQB:BTRMF

BAT+ERY

MINERAL RESOURCES

AN EMERGING BATTERY MINERALS PRODUCER

Corporate Presentation | May 2023



www.bmrcorp.com



FORWARD-LOOKING STATEMENTS

2

This presentation includes certain “forward-looking statements” under applicable Canadian securities legislation. There can be no assurance that such statements will prove to be accurate, and actual results and future events could differ materially from those anticipated in such statements. Forward-looking statements reflect the beliefs, opinions and projections of the Company on the date the statements are made and are based upon a number of assumptions and estimates that, while considered reasonable by the Company, are inherently subject to significant business, economic, competitive, political and social uncertainties and contingencies. Many factors, both known and unknown, could cause actual results, performance, or achievements to be materially different from the results, performance or achievements that are or may be expressed or implied by such forward looking statements and the parties have made assumptions and estimates based on or related to many of these factors. Such factors include, without limitation, the ability of the Company to obtain sufficient financing to complete exploration and development activities, the ability of the Company to complete the Debenture offering, risks related to share price and market conditions, the inherent risks involved in the mining, exploration and development of mineral properties , the ability of the Company to meet its anticipated development schedule, government regulation and fluctuating metal prices. Accordingly, readers should not place undue reliance on forward-looking statements. Battery undertakes no obligation to update publicly or otherwise revise any forward-looking statements contained herein, whether as a result of new information or future events or otherwise, except as may be required by law.

Michael Schuler, P.Geo., Battery Mineral Resources Corp. Chile Exploration Manager, supervised the preparation of and approved the scientific and technical information pertaining to the Punitaqui Exploration Drill Program. Mr. Schuler is a qualified person as defined by National Instrument 43-101 - Standards of Disclosure for Mineral Projects.

SUPPORTIVE SHAREHOLDER BASE

4

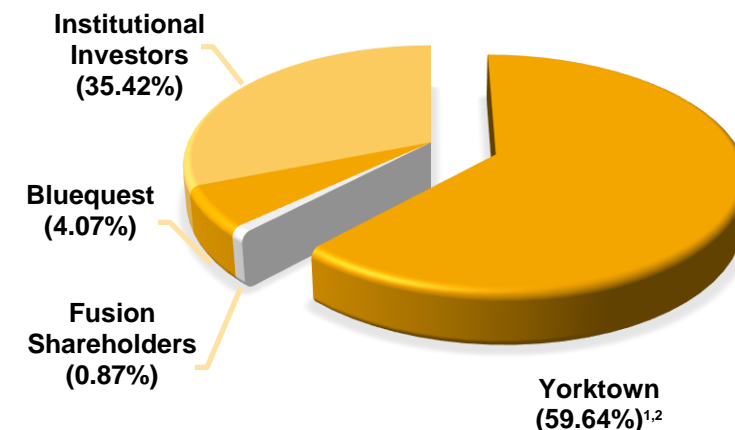
Financing Activities

US\$11.1M @ US\$0.52 & C\$800,000 @ C\$0.65 May 28th, 2021
C\$1M @ \$0.72 in flow-through June 24th, 2021
C\$556,799 @ \$0.78 in flow-through Aug 25th, 2021
C\$999,999 @ \$0.78 in flow-through Sept 28th, 2021
C\$10.4M convertible debenture in March 2022, 8% interest, strike at \$0.65, three-year maturity
C\$4.0M sale-leaseback of Phoenix property, June 13th, 2022
US\$4.0M Loan, Oct 20th, 2022, 6% interest first 90 days, 8% thereafter, 120 day maturity
C\$2.077M sale of Leduc Alberta property, Nov 1, 2022
US\$2.0M equipment refinancing, Dec 29th, 2022

TSX-V: BMR | OTCQB: BTRMF

Cash Position (as of April 28 th)	~C\$2.0M
Recent share price	C\$0.20
Shares Outstanding - non-diluted	172.1 M
Shares - diluted (9.4M options, no warrants)	181.5 M
Market Capitalization - non-diluted	~C\$34M

Major Shareholders



Share Volume Progression (Daily average trading for BMR-V includes all Canadian exchanges)

2022: ~90.4k (Jan 41k, Feb 33k, Mar 35k, Apr 80k, May 33k, Jun 280k, Jul 207k, Aug 211k, Sep 54k, Oct 45k, Nov 21k, Dec 38k)

2023: Jan 54.5k, Feb 81.2k, Mar 26.1k, Apr 9.8k

OTCQB 2022: ~38.5k (Apr 22k, May 54k, Jun 59k, Jul 15k, Aug 209k, Sep 16k, Oct 13k, Nov 9k, Dec 5k)

2023: Jan 5.5k Feb 23.3k, Mar 7.9k, Apr 0.7k

- (1) BMR shares are held within Yorktown LP's and Weston Energy entities
- (2) Weston Entities and the Yorktown Entities collectively own 102,670,138 Common Shares, representing approximately 59.64% of the issued and outstanding Common Shares

INVESTMENT HIGHLIGHTS

FIVE-PRONGED APPROACH TO UNLOCK SHAREHOLDER VALUE

5

Near-term cash flow provides an opportunity for a significant re-rating of BMR market valuation

Resumption of operations and copper sales in Chile

- **Punitaqui Mine Complex:** Historical operations (on care & maintenance in April 2020) and resources which require infill drilling to define an updated 43-101 resource
- Copper mine with near-term production and cash flow, followed by aggressive regional exploration



Acquisition of producing or near producing assets

- **Chile** has dozens of public and private mining opportunities similar our Punitaqui mine
- Opportunities both proximal to Punitaqui mill and also stand-alone projects



Add additional resources in Ontario's prolific Cobalt Embayment

- A region with over 100-year history of discovery and production
- BMR's McAra: First and highest-grade cobalt dominant deposit worldwide, in more than 50 years
- 2023 drilling program being planned



Exploration in the Idaho Cobalt Belt

- Drill ready cobalt property in a historically productive region
- Adjacent to a developing cobalt/copper/gold mine soon to be in production



Development of longer term projects

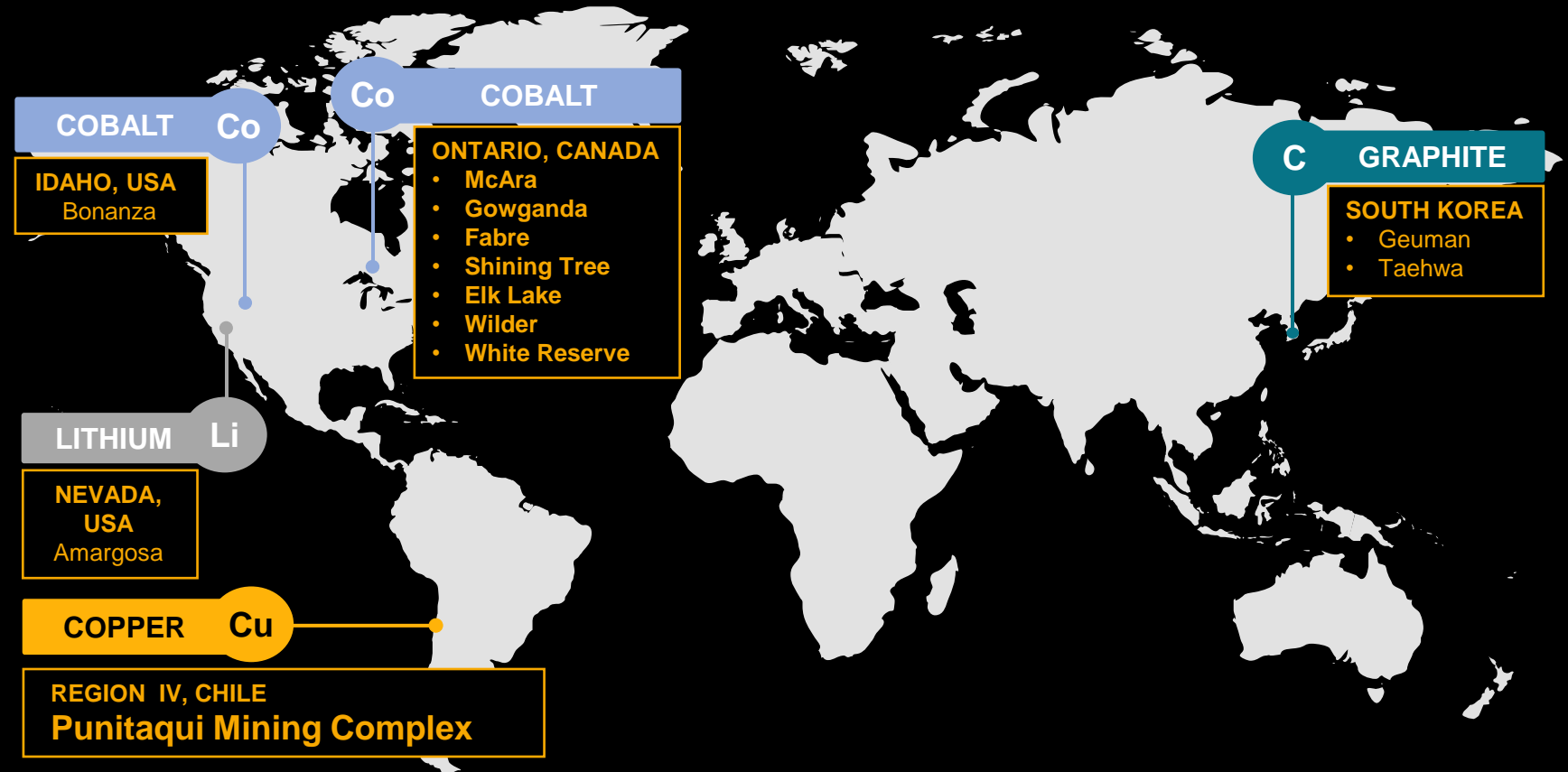
- **Lithium** in Nevada, proximal to a major Li brine operation in the Amargosa basin
- **Graphite** in South Korea, the world's second largest graphite producer

DIVERSE ASSET PORTFOLIO

HIGH-QUALITY EXPLORATION AND DEVELOPMENT PIPELINE

6

A near-term vision to build a portfolio of battery minerals producing assets around the resumption of cashflow at the Punitaqui mine to capitalize on the increasing global “mega” trend of electrification – one of the fastest growing sectors of the world economy.



THE PUNITAQUI MINE COMPLEX

UNDERGROUND Cu-Au-Ag MINE - CHILE

7

All infrastructure in-place for resumption of production in 2023



View of the Punitaqui plant operating at night (Feb, 2020)

3,600 tpd processing circuit



Drill program at Cinabrio Norte (May, 2022)

PUNITAQUI MINE COMPLEX

SIZEABLE AREA: 8,095 HECTARES – MINING & EXPLORATION CONCESSIONS

8

Location

- ~120 km south of La Serena city and the port of Coquimbo, Chile
- Situated at lower elevations (~ 650 m.a.s.l.)
- Process plant centrally located and is proximal to four satellite copper sources: (San Andres, Cinabrio, Cinabrio Norte, Dalmacia)
- All have drill ready resource targets and underground development

Capacity

- Process plant is currently permitted for 100,000 tpm (~3,333 tpd) with allowances up to 3,600 tpd

Processing

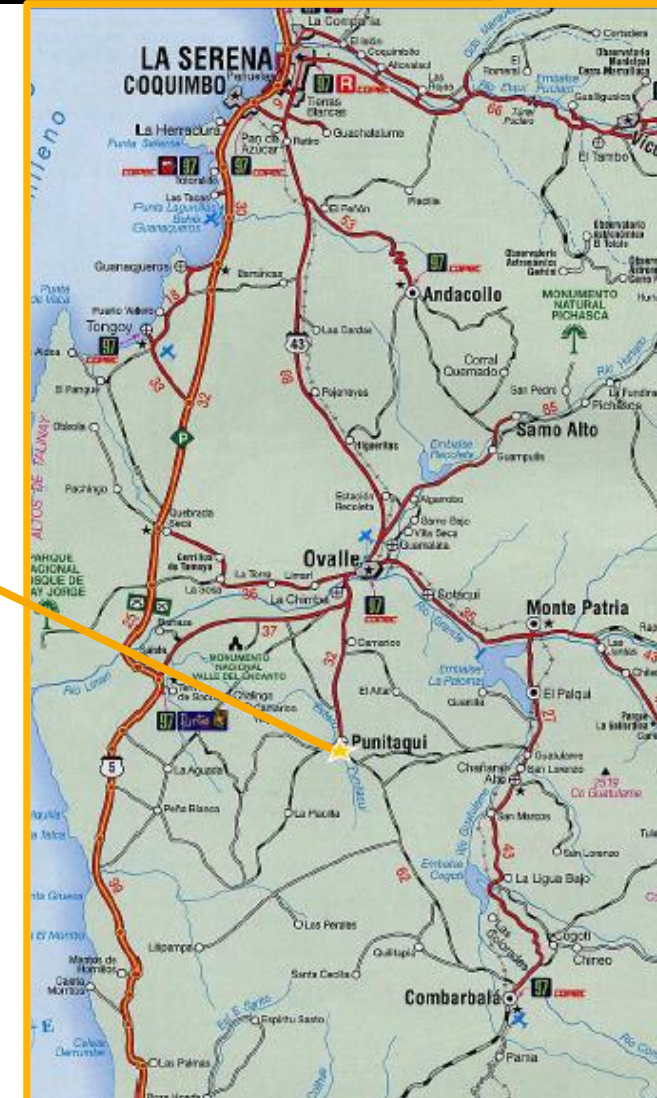
- Standard copper sulphide Crush/Grind/Float processing to produce a Cu–Au–Ag concentrate

Infrastructure

- Water and Power from local sources and local supplier
- A key advantage vs. most operators in Chile
- All fixed assets required for mining and copper processing in place

Tailings containment

- Currently a series of dams and transitioning to dry tailings to extend life of storage areas and to be more water efficient



THE PUNITAQUI ACQUISITION

STRATEGIC RATIONALE – WHY THIS ASSET NOW?

9

Leverage Punitaqui cashflow to capitalize on the increasing global “mega” trend of electrification

Strategy Summary¹

- Initial purchase price
 - + Extensive drilling & engineering, metallurgy
 - + Re-start capex
 - = **Total** investment of <US\$50M
- First ore through the mill ~5 months from formal production decision
- Potential annual EBITDA of US\$30-50M (depending on realized Cu price)
- Re-rating in enterprise value to between 3.5x to 5.5x EBITDA (management estimates)

[1] BMR press release March 8, 2021 and management estimates

- **Excellent platform from which to build a company**
 - ✓ Low initial purchase price/entry point – US\$12M
 - ✓ Low re-start capex – approximately US\$15M
 - ✓ Short timeframe to re-start of copper production
 - ✓ Low investment risk – 9-plus operational history of a former producing mine built & operated by a major
 - ✓ Strong cashflow – up to 25M lb. of Cu at ~US\$1.75 margin²
 - ✓ Committed to redeploying cash flows towards other accretive investments
 - ✓ Underpinned by a robust outlook for copper

[2] At \$4.00 Copper price

PUNITAQUI HISTORIC COPPER PRODUCTION

NINE + YEARS OF MINE OPERATING HISTORY ~20M TO 25M lb. Cu PER ANNUM

9

2007

2010

2019

2020

2021

Tamaya Resources
(ASX) completed
plant construction,
commenced mining

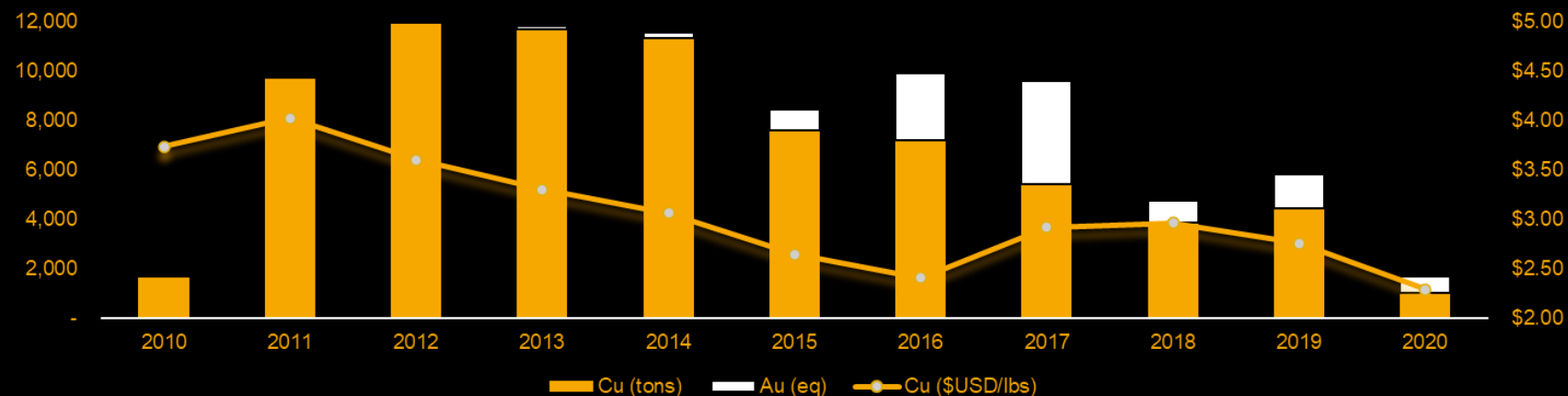
Glencore Plc
acquisition, upgraded
the plant and
re-started mining &
milling

Xiana Mining Inc.
(TSXV) acquisition,
operation until April
2020

Xiana Mining Inc.
forced into
receivership due to
drop in Cu price

BMR acquisition,
development
towards **2023**
copper sales

Historical Production



Punitaqui Mill

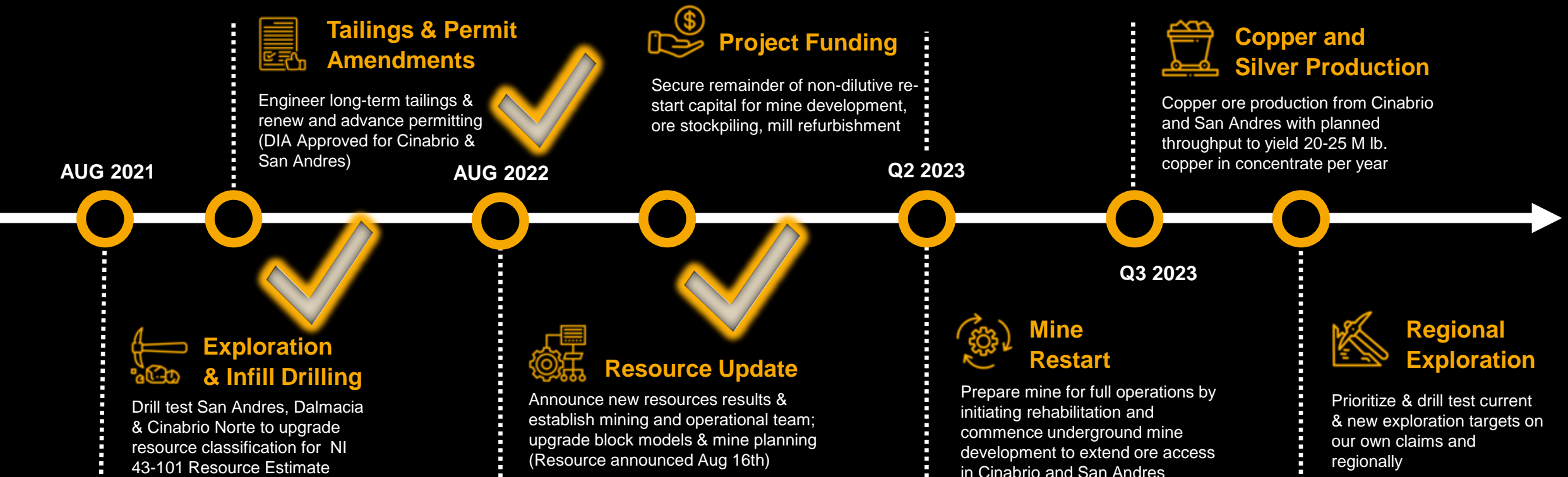


Punitaqui Mine Complex

PUNITAQUI – SHAREHOLDER CATALYSTS

DEVELOPMENT PROGRAM FOR NEAR-TERM RESTART

10

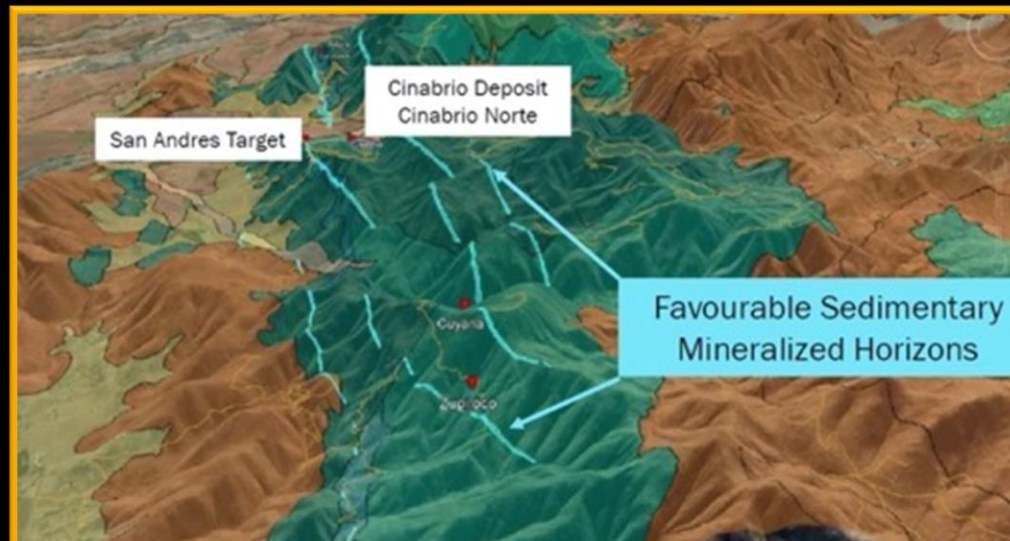


PUNITAQUI – REGIONAL OPPORTUNITIES

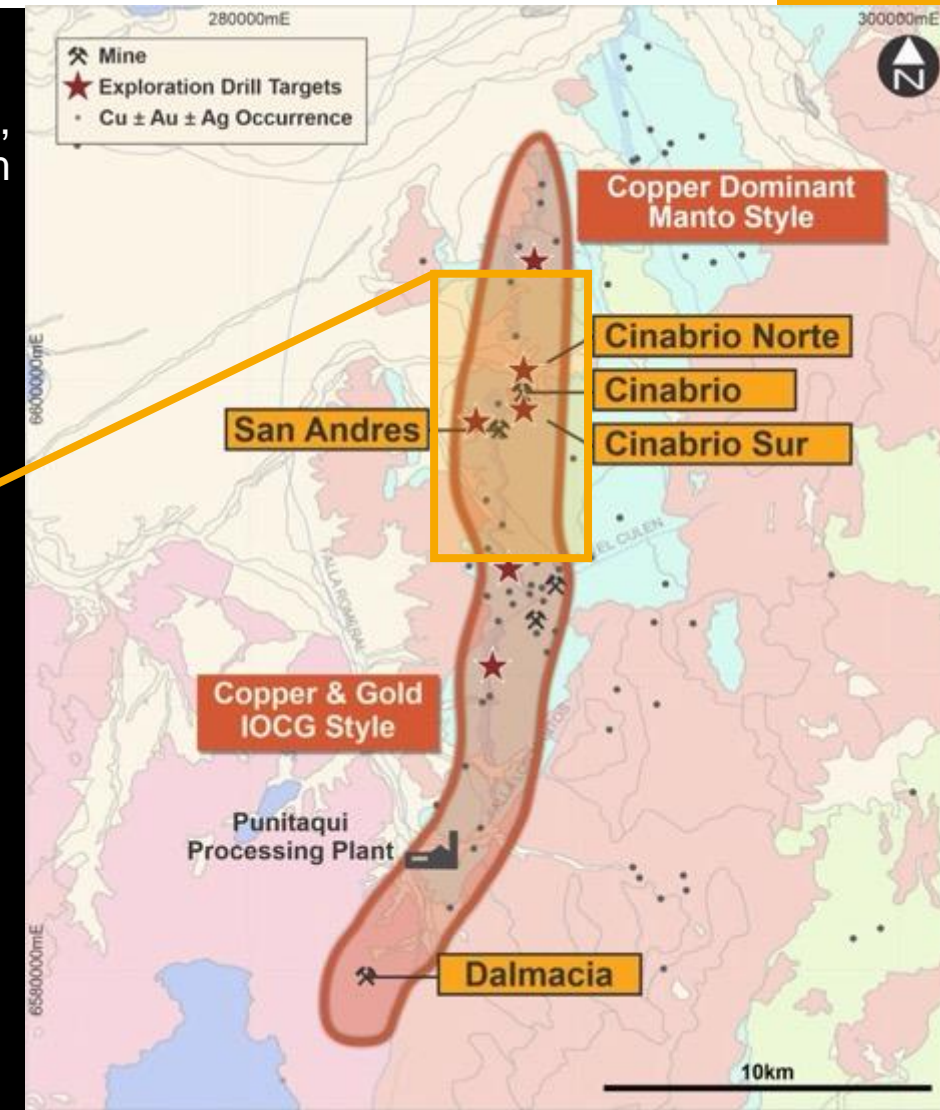
STAGED DRILLING TO BUILD AND EXPAND RESOURCE INVENTORY

12

- 25 km long N-S Zupilocos - Mina Juana Trend
- NI 43-101 Mineral Resource drilling completed at Cinabrio, Cinabrio Norte, Dalmacia and San Andres and resource estimate announced August 16th of 6.2m tonnes indicated and 3.1m tonnes inferred
- Numerous sulphide and oxide opportunities along the belt
- Multiple strategic opportunities for acquisition / joint ventures
- Several operating mines and active exploration ongoing in the region



Google Earth satellite image



PUNITAQUI – RESOURCE UPDATE

Resource Estimate Including 6.17M tonnes Indicated at 1.14% Cu & 2.47 g/t Ag & 3.07M tonnes Inferred at 0.93% Cu and 2.64 g/t Ag

12

- NI 43-101 Mineral Resources* estimate based on 32,500m of BMR Phase 1 drilling and both drilling and mining data from prior operators
- At the Cinabrio Mine, BMR is currently evaluating the potential for pillar recovery using backfill
- Pursue an aggressive exploration drill program focussed on extensions to the known resources and new brownfields targets within our land holdings
- Goal of an initial mine life of 4 to 5 years, with additional exploration planned during mine operations

NOTE: Historic work at the Cinabrio Mine did not include silver analyses therefore silver grades are assumed to be at a null grade for the purpose of completeness however, it is reasonable to assume that silver grades will be at a similar tenor as Cinabrio Norte.

Indicated				
Zone	Cut-off (%CuT)	Tonnes	CuT (%)	Ag (g/t)
San Andres	0.70	1,736,000	1.06	4.83
Cinabrio	0.70	378,000	1.55	0.00
Cinabrio Pillars	0.70	1,027,000	1.51	0.00
Cinabrio Norte	0.70	833,000	1.01	4.57
Dalmacia	0.70	2,198,000	1.00	1.38
Total Indicated		6,172,000	1.14	2.47

Inferred				
Zone	Cut-off (%CuT)	Tonnes	CuT (%)	Ag (g/t)
San Andres	0.70	303,000	0.82	4.03
Cinabrio	0.70	90,000	0.98	0.00
Cinabrio Norte	0.70	1,078,000	0.98	4.91
Dalmacia	0.70	1,599,000	0.93	1.00
Total Inferred		3,070,000	0.93	2.64

*NI 43-101 Technical Report for the Punitaqui Copper Mining Complex Project, JDS Energy & Mining, Inc. effective as of 16 August 2022

PUNITAQUI – 25 KM MINERALIZED TREND

UNIQUE REGIONAL UPSIDE WITH MANY COPPER DEPOSITS IN VARIOUS STAGES OF DEVELOPMENT


14



BATTERY METALS OPTIONALITY

NORTHERN ONTARIO AND NORTHERN IDAHO'S RICH COBALT PRODUCTION HISTORY

15



COBALT PROJECTS – NORTHERN ONTARIO

STRATEGIC HOLDING OF FAVOURABLE GEOLOGY AND HISTORIC COBALT-SILVER ENDOWMENT

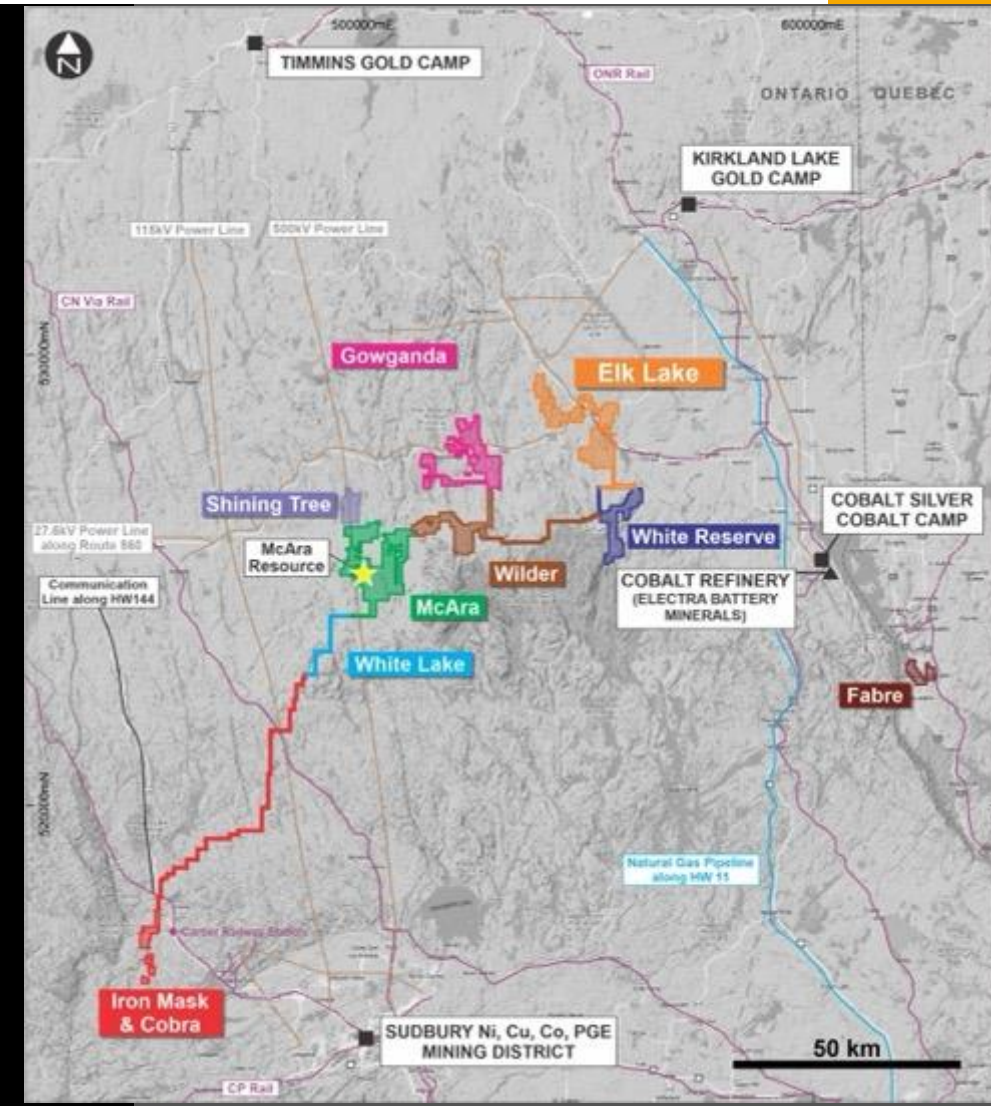
16

- Easy access to exploration, development and mining suppliers and contractors in the Timmins and Sudbury as well as Rouyn and Val d'Or, Quebec
- District comprises > 70 mines produced 525Moz Ag and 50M lb. Co from 1904 – 1985
- Initial resource defined at McAra
 - M&I Resource of 1.1M lb. Co Eq. at Co grade of 1.47%¹ (Co price of \$16/lb.)
- **Gowganda** leases host four historic Ag-Co past producing mines which produced 60.1Moz Ag and 1.3M lb. Co from 1910–1989
 - Indicated Resource of 2.96Moz Ag in historic tailings²
- **Gowganda Bald Rock** – Limited drilling in 2021-2022 identified cobalt vein system over a 200m strike open at depth and along strike with intercepts grading 0.63% Co, 3.61 g/t Ag; 2.5m grading 0.28% Co, 1.01g/t Ag & 2.0m at 0.12% Co, 6.22g/t Ag, 0.17% Cu. Detailed ground magnetics will be used to trace out extension of the zone to the east.
- Largest land holder in the historic Elk Lake Cobalt mining camp that hosts 37 historic cobalt-silver workings and occurrences.

Source:

[1] Technical report filed by the Company under the Company's profile at www.sedar.com: Technical Report on Cobalt Exploration Assets in Canada " dated as of February 5, 2021 with an effective date of October 31, 2020, prepared by SRK Consulting – G Cole PGeo (APGO#1416).

[2] Tailings Resource Report for TEMEX Resources Report Entitled "GOWGANDA SILVER PROJECT INCLUDING A RESOURCE ESTIMATE OF THE SURFACE TAILINGS DEPOSIT" by GeoVector Management Inc. - Author Joe Campbell P. Geo Dated July 8th, 2011

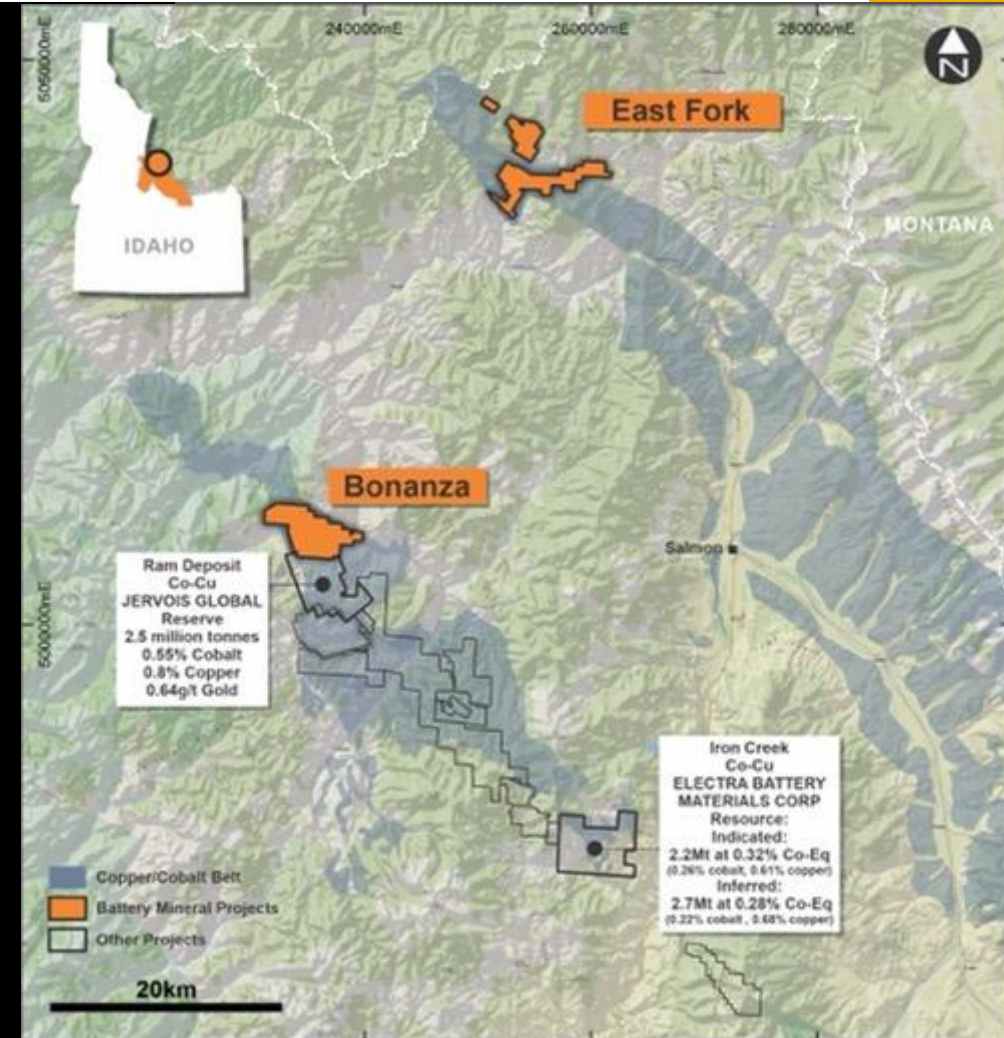


COBALT PROJECTS – IDAHO COBALT BELT, USA

BONANZA: HIGH-GRADE Co-Cu-Au PROPERTY

17

- Adjacent to Jervois Global Ltd.'s (JRV-TSXV, JRVMF-OTCQB) Idaho Cobalt Operations mine in the historic Blackbird Co-Cu Mine district.
- BMR's Bonanza project has drill ready targets with geological mapping, soil sampling, induced polarization (IP) survey and extensive channel sampling already completed.
- BMR collected 92 continuous channel samples in underground workings that returned a weighted average of 0.70% Co, 2.12% Cu, and 0.58 g/t Au over 17m from the central portion of the target area
- Five additional 1m intervals yielded assays from 0.25% to 5.0% Co with peak assays of 6.91% Cu and 3.57 g/t Au
- Multiple surface and subsurface shoots of Cu-Co mineralization hosted in and along contact with gabbro sill
- 1955 historic drilling encountered intercepts grading up to 0.76% Co and 5.15% Cu over a width of 1.5m from surface to 100m depth



GRAPHITE PROJECTS – SOUTH KOREA

SOUTH KOREA IS WORLD'S SECOND LARGEST GRAPHITE PRODUCER

18

- **Two former mines** - high purity brownfield flake graphite deposits that supplied battery producers in country
- **Geuman Deposit** with NI 43-101 compliant resource
- Fine to jumbo flake graphite with >30% medium-jumbo flake
- Numerous high priority exploration targets at both projects
- Well-served by existing infrastructure

Geuman Deposit March 2018 Mineral Resource Estimate

Mineral Resource	Cut Off Grade	Metric Tonnes	Grade C%	Contained Tonnes
Indicated	1.0% C	1,600,000	6.6	101,000
Inferred	1.0% C	5,600,000	5.5	306,000

Source: "Geuman and Taehwa Graphite Projects, South Korea, National Instrument 43-101 Technical Report" dated as of March 9, 2018 with an effective date of January 1, 2018, prepared by Robert Dennis, MAIG, Rodney Graham, and Andrew Newell, MAusIMM, CPMet and MEA, CP Eng., each of RPM Global.



KEY TAKEAWAYS

19

- ✓ *A battery mineral company with high-quality assets providing shareholders exposure to the global mega-trend of electrification*
- ✓ *Focused on growth through cash-flow, exploration and acquisitions in the world's top mining jurisdictions*
- ✓ *Near-term (late 2023) cash flowing operation requiring minimal capital and low execution risk*



EXPOSURE

- Massive and growing battery minerals marketplace
- Portfolio of in-demand commodities
- Capitalizing on trending electrification markets



CATALYSTS

- Pipeline of projects providing catalysts as they are being developed
- Progression from exploration and development through to production



VALUE

- Progressing towards copper production and cash flow this year
- Multiples of current market valuation would be expected

CONTACT US

Martin Kostuik, CEO

Battery Mineral Resources Corp.
Suite 400 – 744 West Hastings St.
Vancouver, BC V6C 1A5
Canada

info@bmrcorp.com | www.bmrcorp.com



Corporate Communications

IBN (InvestorBrandNetwork)

Los Angeles, California

<https://link.edgepilot.com/s/d9407bf4/LGhL0ZKvk0SmOL>

[YWoRjdsg?u=http://www.investorbrandnetwork.com/](http://www.investorbrandnetwork.com/)

310.299.1717 Office

Editor@InvestorBrandNetwork.com

BAT+ERY
MINERAL RESOURCES



APPENDIX

ESI ENERGY SERVICES INC. - WHOLLY-OWNED ENERGY SERVICES COMPANY

PHOENIX BASED, GENERATING ~C\$4M - C\$5M IN EBITDA PER YEAR

22

- ESI Energy Services Inc. (“ESI”) is in the business of renting and selling backfill separation solutions and services for
 - **mainline and small diameter pipeline construction, wind & solar utility scale construction projects, civil construction and telecom/utilities.**
- ESI’s wholly-owned U.S. subsidiary Ozzie’s Inc. (<http://ozzies.com>) **produced the first pipeline padding machine in the 80’s** and has been an industry leader ever since.
- **Have successfully diversified revenue stream from oil & gas** to utility scale wind & solar that now represent its biggest growth sector
- The company has historically grown the business **while routinely generating free cash flows** due to low sustaining capital requirements
- Expertise and operational excellence within a **niche industry** creates meaningful barriers to entry and drives strong margins
- **Uses inhouse engineering to design and build** ALL its padding machines while utilizing top third party vendors for sales and marketing
- **Has built an impressive fleet of specialized rolling stock valued ~C\$14M** (by a third-party appraiser). The company has cash in hand, and no long-term debt.
- **The company provides BMR with year-round cash flow and could be monetized by a full or partial divestment –**



MANAGEMENT & DIRECTORS

3

MANAGEMENT		BOARD OF DIRECTORS	
Martin Kostuik B.Sc., MBA CEO & Director	<ul style="list-style-type: none"> 28+ years of diversified experience as a mining engineer & senior executive Operations, engineering, exploration & capital projects with various companies, including Luna Gold (Equinox), Taseko Mines, Rupert Resources, Barrick Gold Corp. & DMC Mining Services 	Lazaros Nikeas Executive Chairman	<ul style="list-style-type: none"> 15+ years of strategy & capital markets advisory for resource, chemicals and industrial companies, with over US\$25 B of M&A transactions completed Currently a Principal Investment Manager of Weston Energy LLC, a Yorktown Partners LLC portfolio company with investments in energy minerals assets
Max Satel B. Comm CFO	<ul style="list-style-type: none"> 18+ years experience in capital markets, project finance, financial reporting, corporate development & investor relations Previously with Arrow Exploration, Bordeaux Capital, & Research Capital 	Dr. Stephen Dunmead Ph.D., M.Sc., B.Sc. Director	<ul style="list-style-type: none"> Former COO of NYSE-listed SWM International – led cobalt division Previously EVP Specialties for OM Group, responsible for their cobalt business for +10 years. 7 years as Chair of the Cobalt Institute
Peter Doyle B.Sc. (Hons.) VP Exploration	<ul style="list-style-type: none"> 40+ years experience in all aspects of mineral exploration from regional reconnaissance to project evaluation and development Previously with PT Freeport Indonesia & Gold Fields 	John Kiernan P.Eng., B.Sc., MBA Director	<ul style="list-style-type: none"> 30+ years of mine operating, engineering and consulting experience; former mining research analyst with PI Financial Currently COO of Ascot Resources Ltd.
Nestor Concha B.Sc. Mining Engineering, MBA Mine Manager, Punitaqui	<ul style="list-style-type: none"> 28+ years in mine operations & project management in open pit & underground mines in Central & South America. Has held senior roles at Caliber Mining's La Libertad gold mine, at Austral Gold's Casposo & Guanaco mines, at the Collahuasi JV open pit copper mine, at the Andacollo gold mine, at the El Peñón gold mine & at the Los Pelambres open pit copper mine 	Joseph Tuso LL.B, Director	<ul style="list-style-type: none"> 20+ years as a lawyer and currently a partner at Reed Smith LLP Previously COO and General Counsel at Stabilis Capital Management, an NYC-based investment adviser
Jacob Willoughby B. Sc. (Hons.), MBA VP Corp. Dev. & Strategy	<ul style="list-style-type: none"> 17+ years of diversified experience in mining capital markets 8+ years with Paradigm Capital, Aldridge Minerals, Beacon Securities & Red Cloud Securities as a mining analyst, covering exploration & development companies globally 	Julia Aspillaga B. Comm Director	<ul style="list-style-type: none"> Managing Partner of Andeak Global Management, providing mining exploration services to several international companies. Worked as an executive of mining companies in multiple Latin American countries. Participated in the discovery & development of the San Cristobal gold mine in Chile with David Lowell & was manager of Bema Gold in Chile that developed the Refugio gold mine, later acquired by Kinross
Hector Arenas B. Sc. Mining Engineering, MBA VP & Country Manager	<ul style="list-style-type: none"> 30+ years of experience in the financial & mining industry as a mining engineer, senior executive & financial advisor Previously participated in several projects with various companies including Trevali Resources, Cardero Resources, & Indico Resources 	Derek White B.Sc., Geological Engineering, C.A. Director	<ul style="list-style-type: none"> 30+ years of experience in the mining industry. Was President & CEO of KGHM International Ltd. from 2012 to 2015. Also held the positions of Executive Vice President, Business Development & Chief Financial Officer of Quadra FNX Mining Ltd. from 2004 to 2012.

SCIENTIFIC AND TECHNICAL INFORMATION

23

P. J. Doyle, FAusIMM Battery Mineral Resources Corp. - Vice President Exploration, supervised the preparation of and approved the scientific and technical information in this presentation pertaining to the Canada Exploration Program. Information about data verification procedures used to support scientific and technical information on the Company's Canadian properties presented herein, as well as with respect to the results of, processing and interpretation of exploration data.

Mineral Resource estimates are available in each the following technical reports filed by the Company under the Company's profile at www.sedar.com: "Technical Report on Cobalt Exploration Assets in Canada " dated as of February 5, 2021 with an effective date of October 31, 2020, prepared by SRK Consulting – G Cole PGeo (APGO#1416).

"Technical Report on the Panamint Valley Lithium Project, Panamint Valley, California" dated as of March 25, 2018 with an effective date of November 16, 2017, prepared Donald Hains, P.Geo, of Hains Engineering Company Limited.